

Registering for NIU Guest Wireless access

Please note that NIU Guest wireless is intended for true guests only. If you have a Z-ID or A-ID and capable device, connect to NIU Wireless network using your NIU credentials instead of NIU Guest.

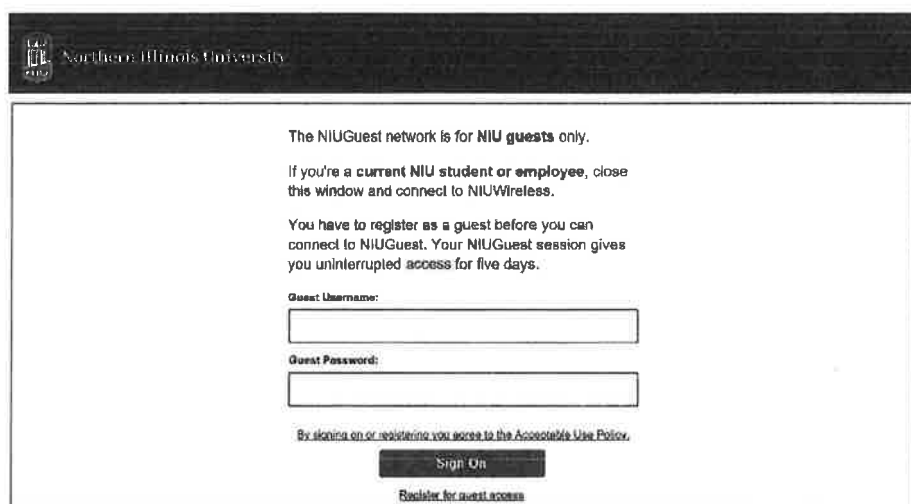
For Guest Registration:

STEP 1:

- Connect to 'NIU Guest' network from the list of available networks

STEP 2:

- A browser window will automatically popup and open the sign in page as shown below. If this is the first time connecting to 'NIU Guest' or if it has already been 5 days after registration, click on 'Register for guest access' and proceed to step 3.
- If you are returning to this page within 5 days of your last registration, please use the username and password sent to your personal email address provided during registration to login to the guest network.



The screenshot shows the NIU Guest Wireless sign-in page. At the top, there is a dark header with the Northern Illinois University logo and name. Below the header, the page contains the following text:

The NIUGuest network is for NIU guests only.

If you're a current NIU student or employee, close this window and connect to NIUWireless.

You have to register as a guest before you can connect to NIUGuest. Your NIUGuest session gives you uninterrupted access for five days.

Guest Username:

Guest Password:


By signing on or registering you agree to the Acceptable Use Policy.

Sign On

Register for guest access

STEP 3:

- Fill your details in the account creation page. Please use your personal email address which you can access and retrieve the credentials as they are sent to this email address.

 Northern Illinois University

 Create Account

 The NIUGuest network is for NIU guests only.

 If you're a current NIU student or employee, close this window and connect to NIUWireless.

 You have to register as a guest before you can connect to NIUGuest. Your NIUGuest session gives you uninterrupted access for five days.

 First name*


 Last name*

 Email address*

 Register Cancel

STEP 4:

- After the details are filled, the account is created, and credentials are sent to the email address provided and is valid for 5 days to re-login.
- A guest can use these credentials on a maximum of 3 devices to access Guest network.
- Once connected, the device can stay on the network in idle state for 2 hours without needing to enter the credentials. After 2 hours of idle, credentials might be required to login back to the Guest network.

 Northern Illinois University

 Account Created


 This account information has been emailed to you at the email address that you provided.

This guest account gives you network access for 5 days.

 Sign On

STEP 5:

- As a last step, 'Acceptable Use Policy' need to be accepted to continue the access to Guest network.

 Northern Illinois University

 Acceptable Use Policy

 Please read the Acceptable Use Policy

 Acceptable Use Policy

 Purpose

 To specify the acceptable use of Northern Illinois University (NIU) campus infrastructure.

 This policy addresses issues specific to NIU-N usage and articles.

 Overview

 NIU provides NIU-N resources and facilities to its staff, students, and University.

 Other university and campus policies that address specific activities.

 Scope

 Accept Decline